

## // APPLICATION

L-shaped profiles by fuma-Bautec were especially developed for protection of tile edges. They are suitable for all domestic and commercial areas. Because of their special angle and different materials, it is possible to provide edge protection even in areas of permanent and strong stresses. These special profiles were designed to transfer impact stresses uniformly into the tile covering and base material. This minimises the chances of damage to the decorative covering. Besides the protective function, the L-shaped profiles also meet the highest decorative requirements. They provide clean transitions and limits, e.g. between carpet and parquet. They can be used as edge protection as well as for surface definition.

## // MATERIAL

L-shaped profiles are available in the following materials:

- **anodized aluminum, high-gloss anodized aluminum, powdercoated and texture coated aluminum**
- **stainless steel in surfaces glossy, high-gloss, brushed, black-, gold- and chromeplated high gloss**
- **brass in surfaces natural, polished and chrome-plated**
- **hard PVC (no emollients)**

Aluminum L-shaped profiles can be in any location where the environment is not expected to be too tough. To avoid staining (corrosion) of the profile surface care must be taken with cement materials. Since aluminum is sensitive to alkaline substances, any residues from mortar, tile adhesive or grout should be wiped from visible surfaces immediately. The profiles should be fully embedded in the adhesive layer. This prevents the creation of any pockets in which alkaline water solutions could collect (especially in areas where there is a lot of water present). Anodized aluminum profiles are specially treated so that surfaces should not normally change. Visible surfaces, though, must nevertheless be protected from all cement materials. Damage can also occur due to grating or abrasive grout or other objects.

L-shaped profiles made of stainless steel are the ideal choice for sophisticated and appealing entrance areas. They also meet the highest requirements with regard to mechanical loading.

Stainless steel profiles are used not only in homes, but in the food industry, hospitals, swimming pools, breweries and other applications where particularly exacting requirements must be met with regard to cleanliness, hygiene, resilience and chemical resistance. Note: Depending on the type and extent of chemical exposure, the use of type 1.4404 (316L) stainless steel is recommended.

L-shaped profiles of brass are also applicable in industrial structures. They are resisting to high point loads and are mostly resistant against chemical substances occurring during tile fixing. Important: brass oxidizes when exposed to air, especially with high humidity. The surface is covered with a patina (protective layer) thus changing the appearance. L-shaped profiles made of brass with a chrome finish are extremely resistant to mechanical loading. They should not be allowed to come into contact with products that contain salt or hydrofluoric acid, however, since these will damage the surface. To ensure that the high gloss finish of the chrome layer is not impaired, residues of mortar and jointing compounds should be removed from the surface immediately.

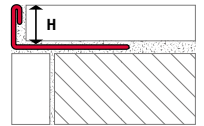
PVC profiles offer a wide range of colours and can thus be perfectly matched to the colours of the tiling. N.B.: The use of coloured mortar with ultra fine colour pigments in conjunction with plastic profiles may result in permanent staining of the profiles. We recommend taking appropriate protective measures as a precaution.

## // INSTALLATION

1. Select the L-shaped profile appropriate to the tile thickness.
2. Apply tile adhesive with a serrated trowel.
3. Press the L-shaped profiles into the adhesive bed and align them correctly.
4. Trowel over the attachment base.
5. Press the tiles in firmly and align them in such a way that they are flush with the surface of the profiles.  
Lay tiles across the entire surface.
6. Allow a gap of about 2-3 mm between the tiles and profile.
7. Fill the gap between the tiles and profile with grout.

## // MAINTENANCE

L-shaped profiles do not require any special care. They can easily be cleaned when necessary using clear, clean water with a few drops of washing up liquid. Cleaning agents must specifically be free of hydrochloric or fluoric acid and must not be abrasive. No cleaning agents containing solvents may be used in conjunction with PVC profiles. Observe the manufacturers' own maintenance instructions.



**// L-SHAPED EDGING PROFILES MADE OF STAINLESS STEEL 1.4301 / 304**

Length: 2.50 m

Height in mm	Art No.
2.0	FEA 020-250
3.0	FEA 030-250
4.5	FEA 045-250
6.0	FEA 060-250
8.0	FEA 080-250
9.0	FEA 090-250
10.0	FEA 100-250
11.0	FEA 110-250
12.5	FEA 125-250
15.0	FEA 150-250
17.0	FEA 170-250
20.0	FEA 200-250
22.0	FEA 220-250
25.0	FEA 250-250
30.0	FEA 300-250

Length: 3.00 m

Height in mm	Art No.
-	-
-	-
-	-
6.0	FEA 060-300
8.0	FEA 080-300
9.0	FEA 090-300
10.0	FEA 100-300
11.0	FEA 110-300
12.5	FEA 125-300
15.0	FEA 150-300
17.0	FEA 170-300
20.0	FEA 200-300
22.0	FEA 220-300
25.0	FEA 250-300
30.0	FEA 300-300

glossy



Length: 2.50 m

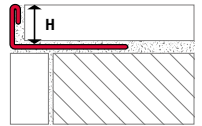
Height in mm	Art No.
3.0	FEAS 030-250
4.5	FEAS 045-250
6.0	FEAS 060-250
8.0	FEAS 080-250
9.0	FEAS 090-250
10.0	FEAS 100-250
11.0	FEAS 110-250
12.5	FEAS 125-250
15.0	FEAS 150-250
17.0	FEAS 170-250
20.0	FEAS 200-250
22.0	FEAS 220-250
25.0	FEAS 250-250
30.0	FEAS 300-250

Length: 3.00 m

Height in mm	Art No.
-	-
-	-
6.0	FEAS 060-300
8.0	FEAS 080-300
9.0	FEAS 090-300
10.0	FEAS 100-300
11.0	FEAS 110-300
12.5	FEAS 125-300
15.0	FEAS 150-300
17.0	FEAS 170-300
20.0	FEAS 200-300
22.0	FEAS 220-300
25.0	FEAS 250-300
30.0	FEAS 300-300

brushed





**// L-SHAPED EDGING PROFILES MADE OF STAINLESS STEEL 1.4301 / 304**

Length: 2.50 m

Height in mm	Art No.
8.0	FEAC 080-250
10.0	FEAC 100-250
11.0	FEAC 110-250
12.5	FEAC 125-250

chrome plated



Length: 2.50 m

Height in mm	Art No.
8.0	FEACS 080-250
10.0	FEACS 100-250
-	-
12.5	FEACS 125-250

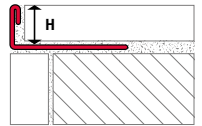
black glossy



Length: 2.50 m

Height in mm	Art No.
8.0	FEACG 080-250
10.0	FEACG 100-250
-	-
12.5	FEACG 125-250

gold glossy



**// L-SHAPED EDGING PROFILES MADE OF STAINLESS STEEL 1.4404 / 316L**

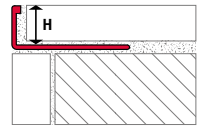
316L

Length: 2.50 m

Height in mm	Art No.
8.0	FEA 080-V4A-250
10.0	FEA 100-V4A-250
11.0	FEA 110-V4A-250
12.5	FEA 125-V4A-250

glossy





## // L-SHAPED EDGING PROFILES MADE OF ALUMINUM

Length: 2.50 m		Length: 2.70 m		Length: 3.00 m	
Height in mm	Art No.	Height in mm	Art No.	Height in mm	Art No.
2.0	FAA 020-250	-	-	-	-
3.0	FAA 030-250	-	-	-	-
4.5	FAA 045-250	4.5	FAA 045-270	-	-
6.0	FAA 060-250	6.0	FAA 060-270	6.0	FAA 060-300
8.0	FAA 080-250	8.0	FAA 080-270	8.0	FAA 080-300
9.0	FAA 090-250	-	-	9.0	FAA 090-300
10.0	FAA 100-250	10.0	FAA 100-270	10.0	FAA 100-300
11.0	FAA 110-250	11.0	FAA 110-270	11.0	FAA 110-300
12.5	FAA 125-250	12.5	FAA 125-270	12.5	FAA 125-300
15.0	FAA 150-250	-	-	15.0	FAA 150-300
16.5	FAA 165-250	-	-	-	-
18.5	FAA 185-250	-	-	18.5	FAA 185-300
20.0	FAA 200-250	-	-	20.0	FAA 200-300
22.0	FAA 220-250	-	-	22.0	FAA 220-300
25.0	FAA 250-250	-	-	25.0	FAA 250-300
30.0	FAA 300-250	-	-	30.0	FAA 300-300
40.0	FAA 400-250	-	-	40.0	FAA 400-300

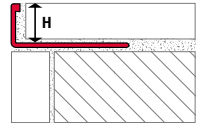
natural



Length: 2.50 m		Length: 2.70 m		Length: 3.00 m	
Height in mm	Art No.	Höhe in mm	Artikel	Höhe in mm	Artikel
2.0	FAAE 020-250	-	-	-	-
3.0	FAAE 030-250	-	-	-	-
4.5	FAAE 045-250	4.5	FAAE 045-270	-	-
6.0	FAAE 060-250	6.0	FAAE 060-270	6.0	FAAE 060-300
8.0	FAAE 080-250	8.0	FAAE 080-270	8.0	FAAE 080-300
9.0	FAAE 090-250	-	-	9.0	FAAE 090-300
10.0	FAAE 100-250	10.0	FAAE 100-270	10.0	FAAE 100-300
11.0	FAAE 110-250	11.0	FAAE 110-270	11.0	FAAE 110-300
12.5	FAAE 125-250	12.5	FAAE 125-270	12.5	FAAE 125-300
15.0	FAAE 150-250	15.0	FAAE 150-270	15.0	FAAE 150-300
18.5	FAAE 185-250	-	-	18.5	FAAE 185-300
20.0	FAAE 200-250	20.0	FAAE 200-270	-	-
22.0	FAAE 220-250	-	-	22.0	FAAE 220-300
25.0	FAAE 250-250	-	-	25.0	FAAE 250-300

silver anodized





// L-SHAPED EDGING PROFILES MADE OF ALUMINUM

Length: 2.50 m

Height in mm	Art No.
8.0	FAAC 080-250
10.0	FAAC 100-250
12.5	FAAC 125-250

silver high-gloss anodized



Length: 2.50 m

Height in mm	Art No.
8.0	FAHS 080-250
10.0	FAHS 100-250
12.5	FAHS 125-250

silver high-gloss anodized brushed



Length: 2.50 m

Height in mm	Art No.
8.0	FAAT 080-250
10.0	FAAT 100-250
12.5	FAAT 125-250

titanium anodized



Length: 2.50 m

Height in mm	Art No.
8.0	FATS 080-250
10.0	FATS 100-250
12.5	FATS 125-250

titanium high-gloss anodized brushed



Length: 2.50 m

Height in mm	Art No.
8.0	FATH 080-250
10.0	FATH 100-250
12.5	FATH 125-250

titanium high-gloss anodized



Length: 2.50 m

Height in mm	Art No.
8.0	FAAE 080-M-250
10.0	FAAE 100-M-250
12.5	FAAE 125-M-250

brass anodized



Length: 2.50 m

Height in mm	Art No.
8.0	FAAE 080-SWG-250
10.0	FAAE 100-SWG-250
12.5	FAAE 125-SWG-250

black high-gloss anodized



Length: 2.50 m

Height in mm	Art No.
8.0	FAAE 080-SWS-250
10.0	FAAE 100-SWS-250
12.5	FAAE 125-SWS-250

black high-gloss anodized brushed



Length: 2.50 m

Height in mm	Art No.
8.0	FAAE 080-BS-250
10.0	FAAE 100-BS-250
12.5	FAAE 125-BS-250

bronze anodized brushed

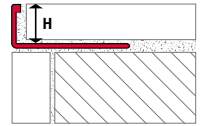


Length: 2.50 m

Height in mm	Art No.
8.0	FAAE 080-KGS-250
10.0	FAAE 100-KGS-250
12.5	FAAE 125-KGS-250

copper high-gloss anodized brushed





// L-SHAPED EDGING PROFILES MADE OF ALUMINUM POWDER COATED

Length: 2.50 m

Height in mm	Art No.
6.0	FAAP 060-BW-250
8.0	FAAP 080-BW-250
10.0	FAAP 100-BW-250
11.0	FAAP 110-BW-250
12.5	FAAP 125-BW-250

Length: 2.70 m

Height in mm	Art No.
6.0	FAAP 060-BW-270
8.0	FAAP 080-BW-270
10.0	FAAP 100-BW-270
11.0	FAAP 110-BW-270
12.5	FAAP 125-BW-270

white



Length: 2.50 m

Height in mm	Art No.
6.0	FAAP 060-BG-250
8.0	FAAP 080-BG-250
10.0	FAAP 100-BG-250
12.5	FAAP 125-BG-250

beige



Length: 2.50 m

Height in mm	Art No.
6.0	FAAP 060-SW-250
8.0	FAAP 080-SW-250
10.0	FAAP 100-SW-250
12.5	FAAP 125-SW-250

black matt



Length: 2.50 m

Height in mm	Art No.
6.0	FAAP 060-SGL-250
8.0	FAAP 080-SGL-250
10.0	FAAP 100-SGL-250
12.5	FAAP 125-SGL-250

black glossy



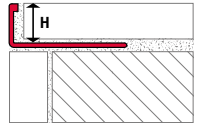
Length: 2.50 m

Height in mm	Art No.
6.0	FAAP 060-SG-250
8.0	FAAP 080-SG-250
10.0	FAAP 100-SG-250
12.5	FAAP 125-SG-250

silver grey (light grey)



3.00 m lengths on request.



// L-SHAPED EDGING PROFILES MADE OF ALUMINUM TEXTURED COATED

Length: 2.50 m

Height in mm	Art No.
8.0	FAAP 080-GM-250
10.0	FAAP 100-GM-250
11.0	FAAP 110-GM-250
12.5	FAAP 125-GM-250

grey metallic



Length: 2.50 m

Height in mm	Art No.
8.0	FAAP 080-AT-250
10.0	FAAP 100-AT-250
11.0	FAAP 110-AT-250
12.5	FAAP 125-AT-250

anthracite metallic



Length: 2.50 m

Height in mm	Art No.
8.0	FAAP 080-TB-250
10.0	FAAP 100-TB-250
11.0	FAAP 110-TB-250
12.5	FAAP 125-TB-250

terra brown



Length: 2.50 m

Height in mm	Art No.
8.0	FAAP 080-UB-250
10.0	FAAP 100-UB-250
11.0	FAAP 110-UB-250
12.5	FAAP 125-UB-250

umbra



Length: 2.50 m

Height in mm	Art No.
8.0	FAAP 080-SD-250
10.0	FAAP 100-SD-250
11.0	FAAP 110-SD-250
12.5	FAAP 125-SD-250

sand



Length: 2.50 m

Height in mm	Art No.
8.0	FAAP 080-QZ-250
10.0	FAAP 100-QZ-250
11.0	FAAP 110-QZ-250
12.5	FAAP 125-QZ-250

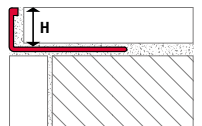
quarz



Length: 2.50 m

Height in mm	Art No.
8.0	FAAP 080-DL-250
10.0	FAAP 100-DL-250
11.0	FAAP 110-DL-250
12.5	FAAP 125-DL-250

dolomitic



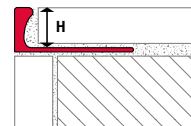
// L-SHAPED EDGING PROFILES MADE OF BRASS

Length: 2.50 m

Height in mm	Art No.
6.0	FMA 060-250
8.0	FMA 080-250
10.0	FMA 100-250
12.5	FMA 125-250
15.0	FMA 150-250
20.0	FMA 200-250

natural





// L-SHAPED EDGING PROFILES MADE OF PVC

Length: 2.50 m

Height in mm	Art No.
6.0	FPA 060-BW-250
8.0	FPA 080-BW-250
10.0	FPA 100-BW-250
11.0	FPA 110-BW-250
12.5	FPA 125-BW-250

Length: 2.70 m

Height in mm	Art No.
6.0	FPA 060-BW-270
8.0	FPA 080-BW-270
10.0	FPA 100-BW-270
-	-
12.5	FPA 125-BW-270

Length: 3.00 m

Height in mm	Art No.
6.0	FPA 060-BW-300
8.0	FPA 080-BW-300
10.0	FPA 100-BW-300
11.0	FPA 110-BW-300
12.5	FPA 125-BW-300

brilliant white



Length: 2.50 m

Height in mm	Art No.
6.0	FPA 060-AW-250
8.0	FPA 080-AW-250
10.0	FPA 100-AW-250
12.5	FPA 125-AW-250

Length: 2.70 m

Height in mm	Art No.
6.0	FPA 060-AW-270
8.0	FPA 080-AW-270
10.0	FPA 100-AW-270
12.5	FPA 125-AW-270

Length: 3.00 m

Height in mm	Art No.
6.0	FPA 060-AW-300
8.0	FPA 080-AW-300
10.0	FPA 100-AW-300
12.5	FPA 125-AW-300

off-white (jasmine)



Length: 2.50 m

Height in mm	Art No.
6.0	FPA 060-SG-250
8.0	FPA 080-SG-250
10.0	FPA 100-SG-250
12.5	FPA 125-SG-250

silver grey



Length: 2.50 m

Height in mm	Art No.
6.0	FPA 060-PG-250
8.0	FPA 080-PG-250
10.0	FPA 100-PG-250
12.5	FPA 125-PG-250

pergamon



Length: 2.50 m

Height in mm	Art No.
6.0	FPA 060-EB-250
8.0	FPA 080-EB-250
10.0	FPA 100-EB-250
12.5	FPA 125-EB-250

ivory



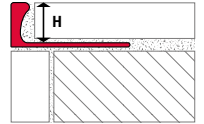
Length: 2.50 m

Height in mm	Art No.
6.0	FPA 060-BG-250
8.0	FPA 080-BG-250
10.0	FPA 100-BG-250
12.5	FPA 125-BG-250

beige







**// L-SHAPED EDGING PROFILES MADE OF PVC**

Length: 2.50 m

Height in mm	Art No.
8.0	FPA 080-SW-250
10.0	FPA 100-SW-250
12.5	FPA 125-SW-250


black



Length: 2.50 m

Height in mm	Art No.
-	-
10.0	FPA 100-ZG-250
12.5	FPA 125-ZG-250


cement grey



Length: 2.50 m

Height in mm	Art No.
-	-
10.0	FPA 100-MG-250
12.5	FPA 125-MG-250

medium grey



Length: 2.50 m

Height in mm	Art No.
-	-
10.0	FPA 100-BGR-250
12.5	FPA 125-BGR-250

concrete grey



**Note:**

The correct application of our products is not subject to our control. A warranty can therefore only be given for the quality of our products within the framework of our sales and delivery conditions, but not for successful processing. We reserve the right to make changes. Details which go beyond the contents of this data sheet require written confirmation.

For further information, please refer to the currently valid general catalog.

revision: 03/2023